

1580nm 10mW DFB Butterfly Laser Diode

1. Features:

- Multi-Quantum Well (MQW) Distributed Feedback(DFB) lasers;
- 14pin Butterfly package;
- Built-in thermistor, and TEC;
- Fiber type can be SMF-28e or PM fiber;
- Operating temperature: -20~ +70 °C ;

RoHS Compliant.

2. Applications

- Optical fiber communication;
- Optical instrument;
- Optical fiber sensor;
- Light source.

3. Absolute Maximum Ratings:

Parameter	Symbol	Condition	Min.	Max.	Unit
Laser forward DC current	-	-	-	120	mA
LD Reverse voltage	VRLD	CW	-	2.0	V
TEC voltage	VTEC	CW	-	2.6	V
TEC Current	ITEC	CW	-	1.5	A
Lead solder temperature/Time	-	-	-	260/10	°C/S
Operating temperature	TOP	Case temperature	-40	+85	°C
Storage temperature	TSTG	Ambient temperature	-40	+85	°C

4. Optical-Electro Characteristics(T=25°C, I_F = I_{OP}):

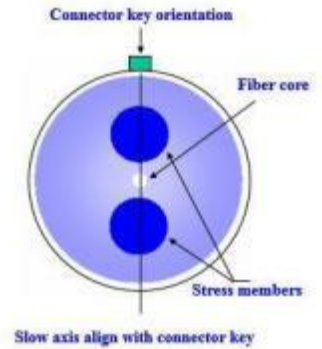
Parameter	Symbol	Condition	Min.	Typ.	Max.	Unit
Operating wavelength	λ	CW, 25°C	1579	1580	1581	nm
Optical output power	PF	-	-	10	-	mW
Threshold current	ITH	25°C	-	8	15	mA
Operating current	IOP	CW	-	-	90	mA
Operating voltage	VOP	25°C	-	1.1	2.0	V
Side mode suppression ratio	SMSR	-	35	40	-	dB
Optical isolation	ISO	25°C	35	-	-	dB
Spectral width	$\Delta\lambda$	-	-	-	10	Mhz
Polarization extinction ratio	ER	PM fiber	18	-	-	dB
Wavelength temp. coefficient	$\Delta\lambda/\Delta T$	-	-	0.08	0.12	nm/C

Monitor Current	IMON	VRM=5V	50	-	1500	uA
MPD Dark current	ID	VRM=5V	-	-	50	uA
Thermistor resistance	RTH	25°C	9.5	10	10.5	kΩ
Thermistor B-value	β	25°C/80°C	-	3950	-	K

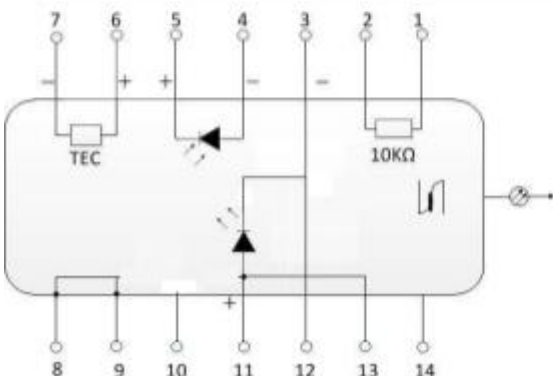
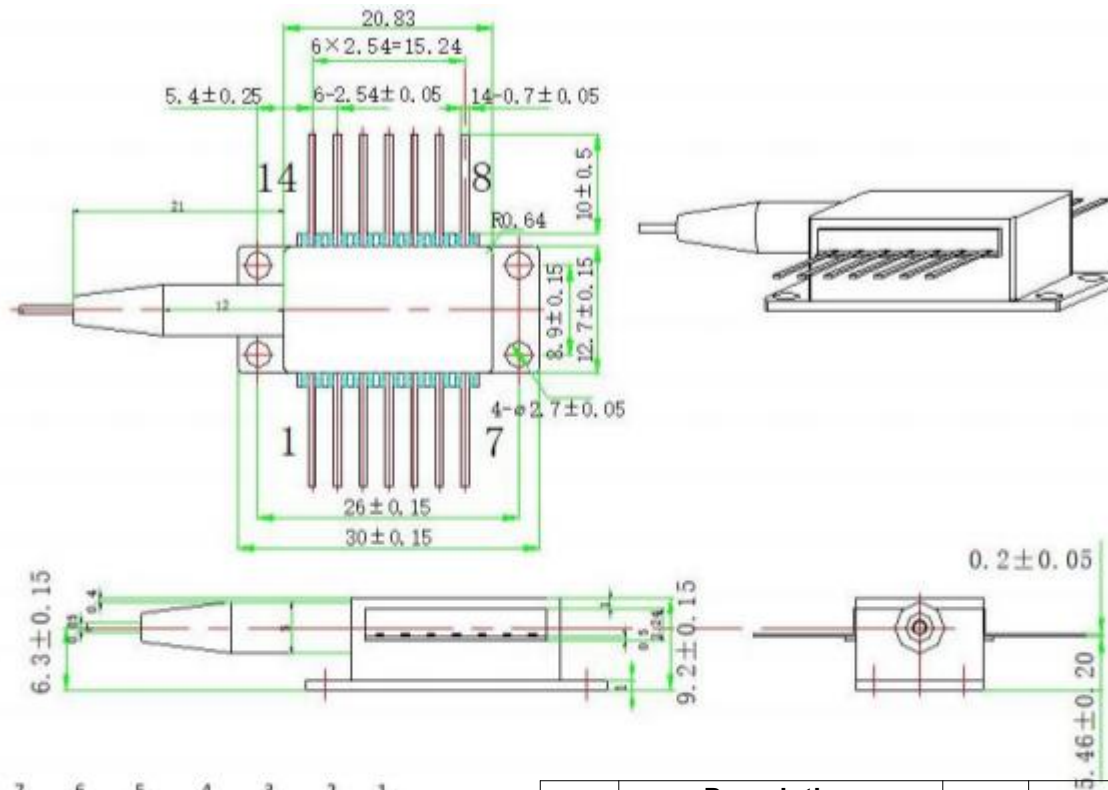
5. Optical Fiber Specifications:

Parameters	Description
Fiber Type	SMF-28e or PMF1550
Pigtail Type	900μm loose tube
Pigtail Length	1.0±0.1m
Connector Type	FC/APC

Note: The PM fiber and the connector key are aligned to the slow axis.

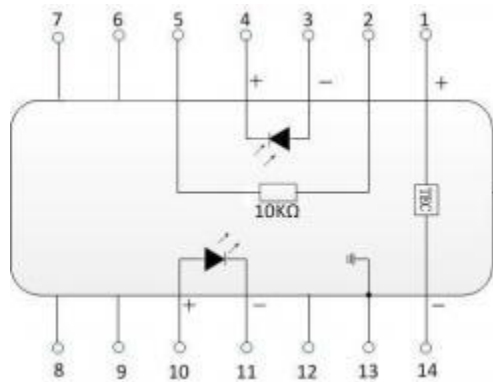
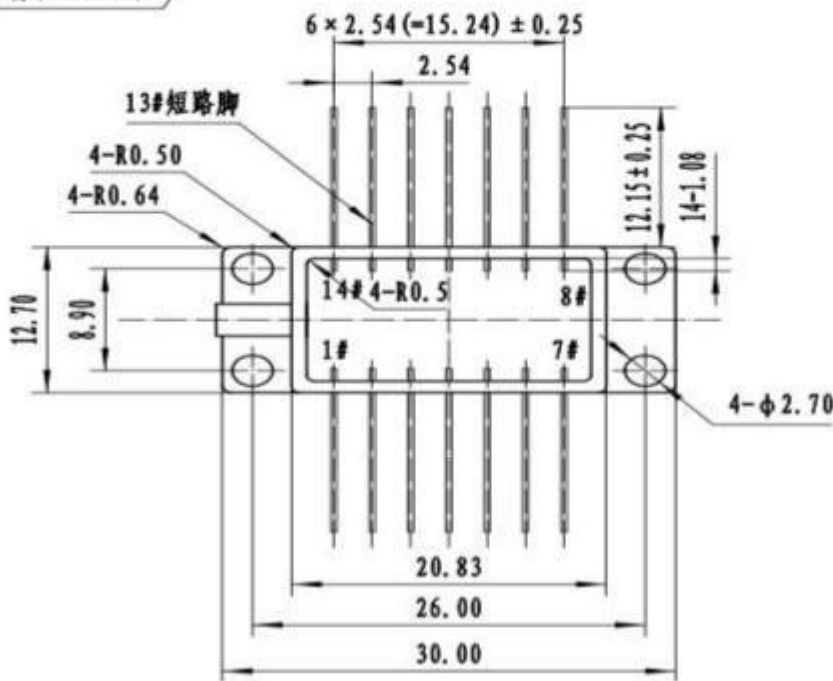
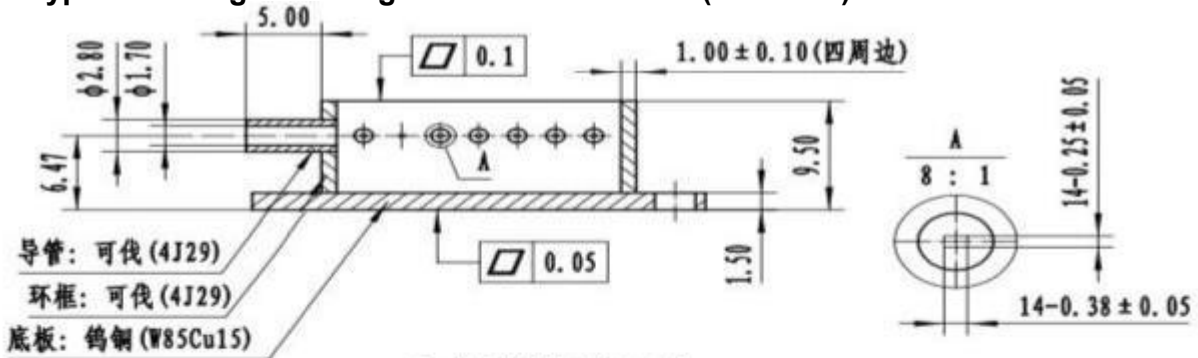


6. Type 1 Package Drawing&PIN-OUT Definition(Unit:mm):



PIN	Description	PIN	Description
1	Thermistor	14	NC
2	Thermistor	13	Laser Anode(+)
3	LD Cathode(-)	12	Laser Cathode(-)
4	PD Anode (+)	11	Laser Anode(+)
5	PD Cathode(-)	10	NC
6	TEC(+)	9	Case Ground
7	TEC(-)	8	Case Ground

7. Type 2 Package Drawing&PIN-OUT Definition(Unit:mm)



PIN	Description	PIN	Description
1	TEC(+)	14	TEC(-)
2	Thermistor	13	Case Ground
3	PD Monitor Anode (-)	12	NC
4	PD Monitor Cathode (+)	11	Laser Cathode (-)
5	Thermistor	10	Laser Anode (+)
6	NC	9	NC
7	NC	8	NC

8. Ordering Information:

BFLD	-XXXX	-XX	-XX	-XX	(-X)
Laser type	Wavelength	Output power	Fiber type	Connector type	PIN-OUT
DFB Laser	1310:1310nm 1550:1550nm CWDM DWDM	10: 10mW 20: 20mW Customized	SM : Single mode PM : Polarization maintaining	FA : FC/APC SA : SC/APC Other	NULL: Type1 2: Type 2

E.g.:BFLD-1580-10SM-FA (Order information: 1580nm DFB Laser diode with 10mW output power, and SM fiber with FC/APC connector, PIN-OUT is Type 1).